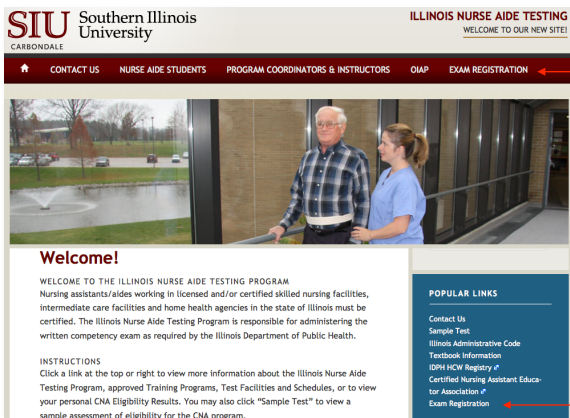


## Create an account and purchase an exam seat

Your instructor submits a roster of those who complete the CNA course and pass the course final exam. You must be on a roster to be eligible to purchase a seat for the State of Illinois' CNA certification exam. If you are on a roster, go to <http://www.nurseaidetesting.com/>

1.



Click the **Exam Registration** link or select it from the menu.

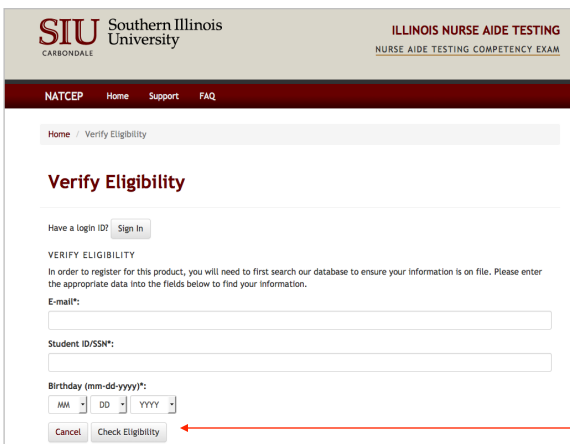
2.



The Login screen appears.

Click **Create An Account**

3.



On the Verify Eligibility screen:  
Fill in your email address, Social Security number and birthdate.  
(You must be on a roster to be eligible.)

Click **Check Eligibility**.

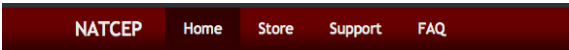
4.



On the Create Account screen, make a login ID and password.  
Fill in your name and your address.  
**NO** punctuation. Verify all your data.  
Click the **Create Account** button at the bottom of the form.  
Do not make additional accounts.

**You will need your login and password to access your exam information**

## Create an account and purchase an exam seat

5. 

### Home

#### Register for an Exam

Click the *Register* button below to register for an exam date and location.

Register

On the Register screen, click the **Register** button or the **Store** tab.

6. **Payment Methods**

PLEASE SELECT THE DESIRED METHOD OF PAYMENT:

Credit, Debit, or Voucher

On the Payment Methods screen, click **Credit Card or Voucher**.

7. **INAT- ILLINOIS NURSE AIDE COMPETENCY TEST COMPUTER VERSION**

[License Agreement](#)

Product Code: dsfadsf

Price: \$65.00

Add to Cart: \$65.00

On the Products screen, find the exam you want.

Click the **Add to Cart** button associated with the exam.

8. **Select Exam Date and Location**

• If your IMCE site is not displayed, change the Exam Date, expand the Search radius, and/or change the ZIP Code and then click Search.  
• Click the Select button next to an exam to reserve your seat in that exam.

90 MINUTE/INSTRUCTIONS/LOCKDOWN INACE

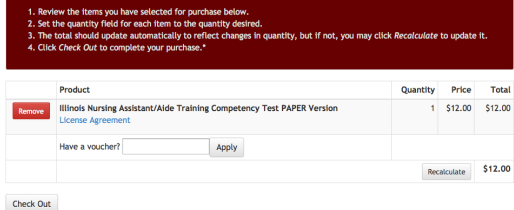
Search for Exam Date (Any) : within 100 : miles of Zip Code: 62903 Search Clear Search

	ID	Exam Date	Location	Test Type	Distance (miles)	# Seats Available	Registration Cut Off Date
Select	150194	08-04-2016 10:43 AM CST	David's New Exam Site	computer	1	10	07-31-2016
Select	150193	12-13-2016 10:42 AM CST	John A. Logan College	computer	8	17	11-29-2016
Select	150192	11-26-2016 10:49 AM CST	Rend Lake College	computer	34	6	11-12-2016

Cancel

Carefully search by **exam date**, distance and/or ZIP Code. Double-check and confirm the **exam date** and time.

Click the **Select** button for the **exam date**, location and time you are sure you want to attend. A \$25 fee is charged if you reschedule after purchasing.

9. 

Credit or Debit card:

Click **Check Out**.  
Fill in **card holder's** billing data.  
Click **Pay Now**.


Voucher:

Type in the voucher number.  
Click **Apply**.  
Click **Check Out**.

10. Order #791 Approved



Your receipt appears. Your receipt may be required on exam day. Click **Print** to print your receipt or click **Send As Email** button. Click **Instructions** to see how to take the online exam, if applicable.

11. 

Click the Sign Out tab when finished.

**Do not allow anyone to create an account or purchase a seat before you sign out.**